


QUICK START for the TD-1 TREAD DEPTH TOOL

1

Press the side TD-1 power button and the green on/off button

The green LED on the back will blink



2

Open the Techmor TireData App and wait for it to connect to the TD-1

The green LED on the back of the TD-1 will light solid



3

Select an event from the list

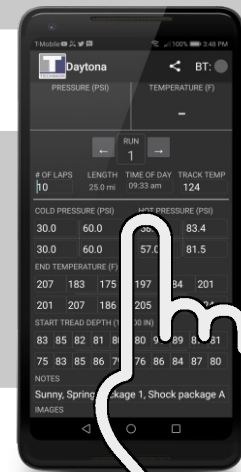
Ex: Your Event 01/14/2020

Or create a new one by selecting “+”

4


Select a Tread Depth cell to populate in the App

“▽” at bottom can minimize keypad to view all cells



5

Place the measurement pin in a wear hole and press the top TD-1 button to capture the current value



6

Press the side TD-1 power button and green on/off button to turn off