


QUICK START for the TT-1 TIRE TOOL

1

Press the black TT-1 button to turn it on

The red LED on the opposite side of the handle will blink



2

Open the Techmor TireData App and wait for it to connect to the TT-1

The red LED on the TT-1 handle will light solid



3

Select an event from the list

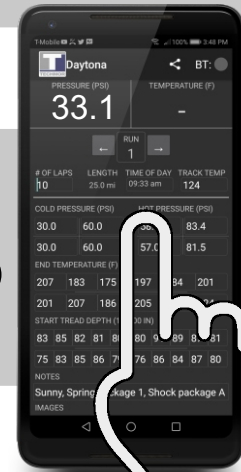
Ex: **Your Event** 01/14/2020

Or create a new one by selecting “+”

4

Live Values will display at top
Select a cell to populate in the App


“▽” at bottom can minimize keypad to view all cells



5

Press the black TT-1 button to capture the current value

Pressure reads when pressure is applied at the chuck,
Tread Temp reads when there is no pressure



6

Long-press the TT-1 Button to turn off

The TT-1 will turn off by itself after a period of non-use